

# WEIR CONCEPTS INC.

## PRODUCT GUIDE

### - SELF CONTAINED HYDRAULIC PUMP - Low Pressure (WCSCLP)



## EXPECT QUALITY AND RELIABILITY

using our brand name

SELF CONTAINED HYDRAULIC PUMP (WCSCLP)

~ WARRANTY AND EXCHANGE PROGRAM ~



Manufactured at Weir Concepts Inc.



7596 Wagner RD NW

Edmonton , Alberta

CANADA T6E 5B2

780.462.1910 ph

780.462.1959 fax

info@weirconcepts.com

www.weirconcepts.com

**MADE IN ALBERTA, CANADA PRODUCTS**

Manufactured and assembled at our Edmonton based facility

**DETAILS ARE THE DIFFERENCE BETWEEN ORDINARY AND EXCELLENCE**



Each WCSCLP unit is  
frozen and tested for a  
**MINIMUM of 24 HOURS**  
to  $-30^{\circ}\text{C}$  /  $-22^{\circ}\text{F}$

## LP SELF CONTAINED HYDRAULIC PUMP

- SELF GENERATING POWER SOURCE
- AUTOMATIC SHUTDOWN STANDARD  
REMOTE ESD OPTIONAL
- COMPATIBLE WITH ACTUATORS  
QUARTER TURN BALL / PLUG OR  
BUTTERFLY
- DESIGNED FOR REMOTE LOCATIONS
- GUARANTEED SHUTDOWN  
OPERATION RESERVOIR
- SUCTION FILTER

## SELF CONTAINED HYDRAULIC EMERGENCY SHUTDOWN SYSTEM

STANDARD Range  $-40^{\circ}\text{C}$  /  $-212^{\circ}\text{F}$

OPTIONAL Range  $-50^{\circ}\text{C}$  /  $-212^{\circ}\text{F}$

### INSTALLATION

1. Mount the Weir Concepts hydraulic system securely to the actuator or to the flow line.
2. Tube the actuator and line monitoring pilot as per schematic diagram provided.  
**Port H - Actuator & Pilot Supply/Port S - Pilot Signal/Port V - Pilot Exhaust**
3. Fill the tank with clean low temperature hydraulic fluid.
4. Flip manual arm lever to allow system to bypass switches or solenoid.
5. Pump WC-Hydraulic Pump until the actuator is completely open. If the actuator does not fully open add oil as required.
6. Continue pumping until the gauge on the pump reads 100 psi.
7. Check the manual override latch. If the line monitoring pilot is within its set range the latch will be in an automatic mode. With the latch full extended from the valve body the latch should move freely. If the latch is still in its manual locked position, the line monitoring pilot is in a high or low pressure condition.

## Solutions for your company needs

### WC-LP SELF CONTAINED HYDRAULIC PUMP

#### Manual Latch Mode

1. When the actuator is open **do not leave the latch in the manual position without a signal from the line monitoring pilot.** The relay is **not** armed and unable to close the actuator.
2. To close actuator while in the manual latch mode push latch in until the latch disengages and releases.
3. To close the valve actuator in the automatic condition, bleed down the line for the monitoring pilot signal. If an isolator valve is installed block and bleed line sensing signal.
4. To re-open the actuator, follow steps 1 - 7 & 1 from Manual Latch Mode.
5. Full open and then cycle the actuator to purge any air in the system and ensure proper operation.
6. System should be cycled once a month to ensure proper operation.

## RECOMMENDED MAINTENANCE

Weir Concepts recommends the system be cycled at least once a month.

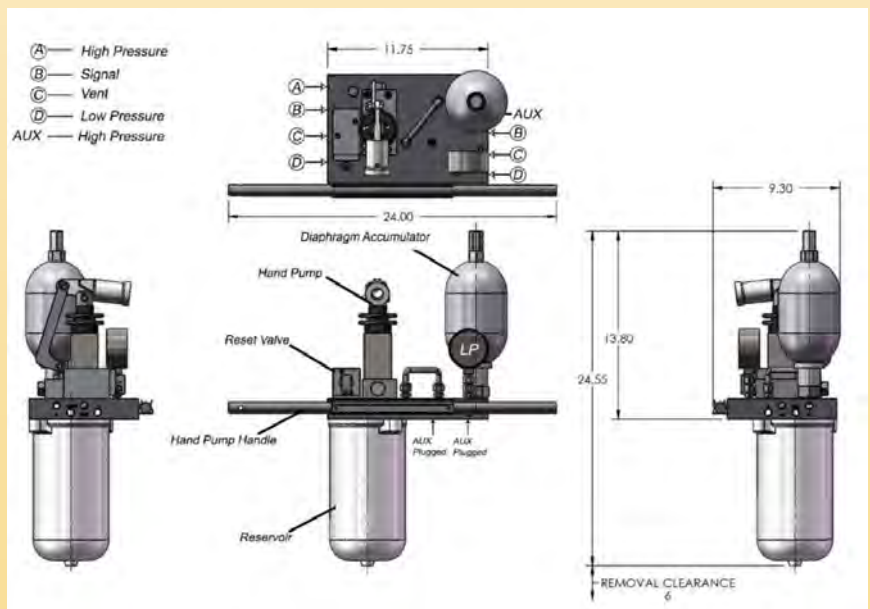
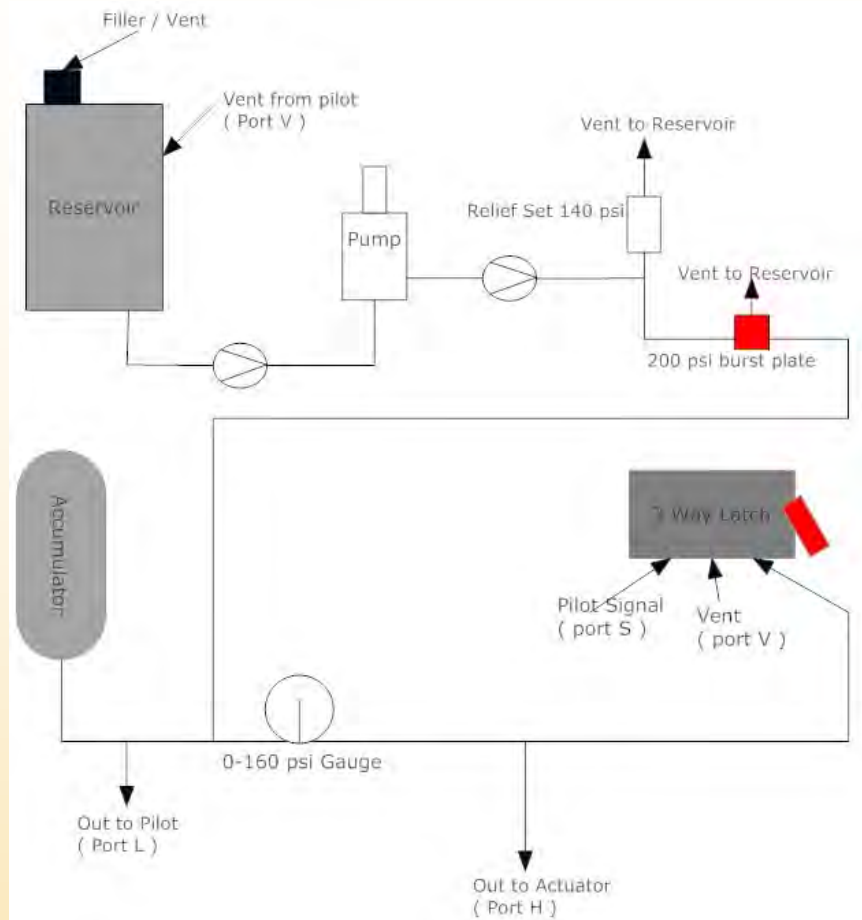
At least once a year the fluid must be drained from the tank and replaced with clean low temperature hydraulic fluid. Complete this process while the actuator is in the closed position. Autumn months are preferable as this will drain any condensation that may have accumulated in the reservoir.

### If SYSTEM WILL NOT MAINTAIN PRESSURE


1. Check all tubing connections.
2. Drop tank and look for relief leaks.

**If leakage continues to occur contact Weir Concepts' Tech support.**

## LP SELF CONTAINED HYDRAULIC SHUTDOWN SYSTEM SCHEMATIC



# PRODUCT GUIDE



## SOLUTIONS FOR YOUR COMPANY NEEDS

### - HELP DESK -

FOR YOUR SUPPORT AND SERVICE

**24 hours a day, 7 days a week**

**NO CHARGE ON CALLS SERVICE**

We offer technical assistance, product knowledge, and reliable trouble shooting

Brochures/Maintenance info available online [www.weirconcepts.com](http://www.weirconcepts.com)

**HELP DESK EXPERTISE PROVIDED AT WEIR CONCEPTS**

7596 Wagner RD NW  
Edmonton, Alberta  
CANADA, T6E 5B2

780.462.1910 ph

780.462.1959 fax

[info@weirconcepts.com](mailto:info@weirconcepts.com)

[www.weirconcepts.com](http://www.weirconcepts.com)

Version 3.0

